

A cut above the rest.

S-line I15H, I37H, I55H



**Everything under control:
The computer-control**

Different control types	'CP'	'CT'
TFT-colour monitor	10,4 inch	10,4 inch
Alphanumeric flat-foil keyboard with logical key blocks and mechanical pressure point keys	x	x
Touch-screen soft keys		x
Memory capacity	6.000 steps	6.000 steps
Number of programmes	unlimited ¹⁾	unlimited ¹⁾
Diverse-redundant cutting system (two independent, mutually verifying microprocessors)	x	x
Graphic display of the programme flow		x
Incorrect cut control (no cut release when position tolerance is exceeded)	x	x
Execution of desired dimensions, without disturbing the original programme	x	x
Measuring system: inches / mm / cm	x	x
Indication of free storing spaces	x	x
Measurement precision: 1/100 mm	x	x
Service cut counter	x	x
Programmable cut counter	x	x
Air on/off	x	x
Fault diagnosis	x	x
Calculator function	x	x
Time and date display	x	x
Programme erase protection	x	x
Data protection in case of power failure	x	x
Language selection	x	x
IC-memory-card		x
CIP 3/4-compatible		x ²⁾
Serial interface		x ²⁾
Logging the operational data		x ²⁾
Printer port		x ²⁾
Programming options:		
Simple cut, repeat cut, programme cut	x	x
Digitally adjustable prepress time	x	x
Differential measurement	x	x
Clamp pressure adjustment via display, controlled by proportional valve		x
Programming by value input or actual transmission	x	x
Ininitely variable backgauge speed	x	x
Function "no cut"	x	x
Linear programme correction facility	x	x
Percentagewise programme correction facility		x
Automatic paper ejection and programmable paper ejection marks	x	x
Operator information programmable		x
Cut optimizer		x
External functions, external programming		x

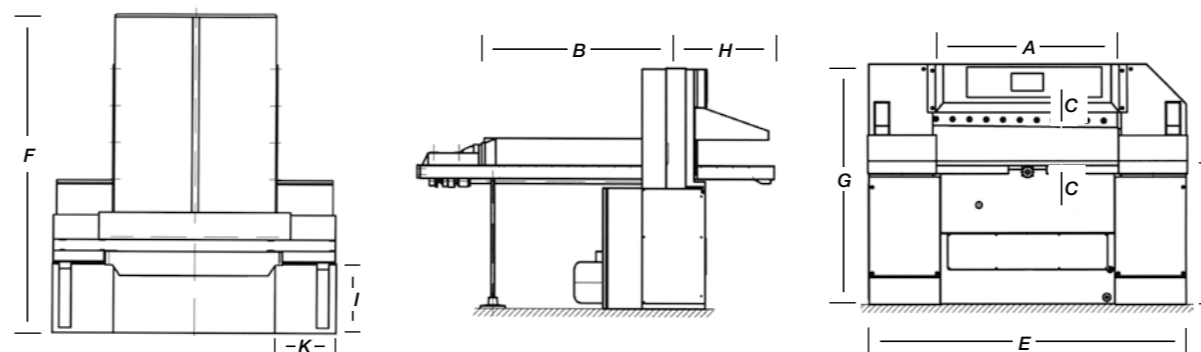
¹⁾ Only limited by max. steps to be stored, ²⁾ option

TECHNICAL DATA

Technical Data	I15H	I37H	I55H
A Cutting width, mm/inch	1.150 / 45,28	1.370 / 53,94	1.550 / 61,02
B Feed depth, mm/inch	1.150 / 45,28	1.440 / 56,69	1.930 / 75,98
C Clamp opening, mm/inch	170 / 6,69	170 / 6,69	170 / 6,69
D Table height, mm/inch	900 / 35,43	900 / 35,43	900 / 35,43
E Machine width, mm/inch	2.020 / 79,53	2.241 / 88,23	2.421 / 95,31
F Machine depth, mm/inch	2.263 / 89,09	2.750 / 108,27	3.211 / 126,42
G Machine height, mm/inch	1.510 / 59,45	1.510 / 59,45	1.510 / 59,45
H Front table depth, mm/inch	680 / 26,77	680 / 26,77	680 / 26,77
I Side table depth, mm/inch	471 / 18,54	471 / 18,54	471 / 18,54
K Side table width, mm/inch	436 / 17,17	436 / 17,17	436 / 17,17
Power required, max. kW	7,5	7,5	7,5 / 0,30
Weight net, kg/lbs	2.750 / 6.060	3.350 / 7.380	3.650 / 8.041
Clamp pressure min., daN	300	400	500
Clamp pressure max., daN	4.500	4.500	5.000
Knife thickness, mm/inch	12 / 0,47	12 / 0,47	12 / 0,47
Smallest cut automatical, mm/inch	35 / 1,38	35 / 1,38	35 / 1,38
Smallest cut manual, mm/inch	25 / 0,98	25 / 0,98	30 / 1,18
Backgauge speed, mm/s / inch/s	0-300 / 0-11,81	0-300 / 0-11,81	0-400 / 0-15,75
Static floor load, daN/m ²	800	910	800
Contact area load, daN/cm ² (+/- 12%)	7,5	9,2	12,2

Subject to technical modifications. Errors excepted.

Measurements



**SCHNEIDER
SENATOR**

dealer
stamp

CONTROL

Fully hydraulic. High performance.

**SCHNEIDER
SENATOR**



The illustration shows the machine including airfilm side-tables LST 750 with stainless steel surface, rustproof.

Lots of extras - at no extra charge.

- Fully hydraulic drive
- Solid cast iron design
- Computer-control with TFT-colour monitor
- Infrared safety curtain
- CE & EN 1010 - conform
- Airfilm table with stainless steel surface, rustproof
- Central lubrication system
- Automated knife change at the front of the machine (AKC)
- Clamp pressure adjustment via display, programmable and controlled by proportional valve
- Programme correction facility (linear and percentage-wise)
- Optical cut indicator
- 2 knives (HSS quality)
- 5 sinus cutting sticks
- Slot closing device
- Clamp cover plate
- Tools
- Colour: RAL 7035, light grey

Options: The Extras

- TrimmMaster (automatic waste removal)
- Swinging and/or tilting backgauge, programme-controlled
- Downholder at backgauge, programme-controlled
- Lay edge control, programme-controlled
- Slidable rear cover, electrically interlocked
- Tungsten carbide knife
- Various side table sizes available
- Raising of working height/ isoloc vibration absorber
- Narrow clamp cover plate (50 mm instead of 70 mm)
- Special colour according to RAL-Scale
- Miscellaneous peripheral equipment
- CIP3/4-processing


Very user friendly,
70% fewer keys, easy to follow
programming procedure



High-quality, rust proof
stainless steel machine tables in
sandwich construction, optimum
distribution of the airfilm

Extremely fast, patented
hydraulic knife drive. Direct drive reduces
the number of moving parts to a minimum

Put the Senator S-Line H advantages to your advantage:



Latest computer-control, alternatively
available with touch-screen colour-
display, exclusively developed for
Schneider Senator

The braking distance of the
knife carrier is monitored
after each cut interruption

Precision linear guides for the knife
carrier and backgauge: fast, precise and
virtually maintenance-free

Knife is automatically preadjusted.
Fine adjustments (if necessary) are
performed at the front of the machine

Easy to service
central lubricating system

Patented power drive.

Beneath the compact modern cast iron design purrs the heart and soul of the S-Line H: a direct, patented hydraulic knife drive with twin cylinders. The knife pull-down-rod is no longer attached to the knife carrier at the top. Instead it is drawn from the bottom. As a result the S-Line H exhibits consistent power and speed during each and every high-speed cut. This, together with the patented precision linear guides for the knife guidance, enables an unsurpassed level of cutting accuracy. Discrepancies in the knife's movement have been reduced to an absolute minimum, thus prolonging the intervals between knife changes. The infinitely variable frequency-controlled backgauge drive achieves an appreciably higher speed. While the ball race lead screw - in conjunction with the precision linear guides of the backgauge - operates in a virtually friction-free manner. The results? A lot less maintenance. A lot more efficiency.

Service at the touch of a key.


The S-Line H's easy-to-use computer-control type 'CP' (10,4" TFT-colour monitor) or type 'CT' (10,4" TFT-touch-screen colour-monitor) makes this a high-speed guillotine that's worthy of the Schneider Senator trademark. Using control type 'CT', the highly sensitive touch-screen colour-monitor automatically presents the operator with only those keys which are necessary for the current task. The total number of required keys has been reduced by a third. The possibility of incorrectly programming the machine has been eliminated right from the start. Each control key has just one function - even if peripheral equipment is attached. The touch-screen controls deliver all the advantages of a micro-electronic operating system that has been developed exclusively for and by Schneider Senator. External programming via IC card, an unlimited number of programmes, as well as language-independent usage and service diagnostic programmes, are but a few examples of the control system's immense performance capabilities.

The maintenance can wait - so you don't have to.

Precision linear guides, a ball race lead screw and a major reduction in the number of mechanical parts make the Senator S-Line H one of the most maintenance-free and cost-effective machines of its kind on the market today. The hydraulically controlled, semi-automatic knife change is easy and completed in minutes. It makes the need for most adjustments a thing of the past. But if they are necessary, they can be easily performed from the front of the machine.

Safety: first, last and all ways.

The hydraulic fail-safe design for the hydraulics and controls (using separate, independently controlled microprocessors) is your assurance for the highest possible safety and compliance to the CE and EN 1010 security standards. The integrated monitoring elements in the control system provide (in conjunction with the hydraulic overload protection system) highly-reliable protection against potential mechanical damage. A clutch (wearing part) is superfluous. The Senator S-Line H is equipped with an infrared safety barrier. Furthermore, the pressure adjustment is electronically controlled by a proportional valve and therefore programmable with each cut.



S-Line H in a cutting system: The profit-center with extra large, airfilm side tables 1.000x1.000 mm, jogger, gripper system GTS and two pile hoists, one of which with pre-piling device (left).